

5 – 6 – latki Grudzień

I. Piosenka na powitanie

<https://www.youtube.com/watch?v=tVlcKp3bWH8>

II. Słownictwo: nose, eyes, mouth, 1-10, hat, scarf, snowflake, head, hand, Santa, reindeer, Christmas tree, Christmas, present, train, rocket, robot, teddy bear, ball, yo-yo, bike, jump rope

III Zwroty: stand up, sit down, make a circle, turn a round, What's missing? Where is...?, How many snowflakes we have?, What do you want for Christmas?

III. Zimowe piosenki

1. <https://www.youtube.com/watch?v=FczqntFwb6k>

I'm a little snowman, look at me

These are my buttons, 1, 2, 3

These are my eyes and this is my nose

I wear a hat and scarf, brrr, it's cold

I'm a little snowman, look at me

These are my buttons, 1, 2, 3

These are my eyes and this is my nose

I wear a hat and scarf, brrr, it's cold

2. **Little snowflake** <https://www.youtube.com/watch?v=tbbKjDjMDok>

Snowflake, snowflake, little snowflake

Little snowflake

Falling from the sky

Snowflake, snowflake, little snowflake

Falling, falling, falling, falling, falling

Falling, falling, falling, falling

Falling on my head

Snowflake, snowflake, little snowflake

Little snowflake

Falling from the sky

Snowflake, snowflake, little snowflake

Falling, falling, falling, falling, falling

Falling, falling, falling, falling

Falling on my nose

Snowflake, snowflake, little snowflake

Little snowflake

Falling from the sky

Snowflake, snowflake, little snowflake

Falling, falling, falling, falling, falling

Falling, falling, falling, falling

Falling in my hand

Falling on my head

Falling on my nose

Falling in my hand

Snowflake, snowflake, little snowflake

3. Winter Hokey Pokey

https://www.youtube.com/watch?v=uBYNtMyN_6E

You put your right mitten in,
You take your right mitten out.
You put your right mitten in,
Then you shake it all about.

You do the winter pokey, (shiver)
And you turn yourself around.
That's what it's all about!

You put your left mitten in,
You take your left mitten out.
You put your left mitten in,
Then you shake it all about.

You do the winter pokey, (shiver)
And you turn yourself around.
That's what it's all about!

You put your right boot in,
You take your right boot out.
You put your right boot in,
Then you shake it all about.

You do the winter pokey, (shiver)
And you turn yourself around.
That's what it's all about!

You put your left boot in,
You take your left boot out.
You put your left boot in,

Then you shake it all about.
You do the winter pokey, (shiver)
And you turn yourself around.
That's what it's all about!

You put your long scarf in,
You take your long scarf out.
You put your long scarf in,
Then you shake it all about.

You do the winter pokey, (shiver)
And you turn yourself around.
That's what it's all about!

You put your earmuffs in,
You take your earmuffs out.
You put your earmuffs in,

Then you shake it all about.

You do the winter pokey, (shiver)
And you turn yourself around.
That's what it's all about!

You put your warm cap in,
You take your warm cap out.
You put your warm cap in,
Then you shake it all about.

You do the winter pokey, (shiver)
And you turn yourself around.
That's what it's all about!

You put your snowsuit in,
You take your snowsuit out.
You put your snowsuit in,
Then you shake it all about.

You do the winter pokey, (shiver)
And you turn yourself around.
That's what it's all about!

4. S-A-N-T-A

<https://www.youtube.com/watch?v=mGAYzlqj-aE>

Red hat, white beard, twinkle in his eye.

Santa is his name-o.

S-A-N-T-A

S-A-N-T-A

S-A-N-T-A

And Santa is his name-o.

Red hat, white beard, twinkle in his eye.

Santa is his name-o.

*-A-N-T-A

*-A-N-T-A

*-A-N-T-A

And Santa is his name-o.

Red hat, white beard, twinkle in his eye.

Santa is his name-o.

*-*_-N-T-A

*-*_-N-T-A

*-*_-N-T-A

And Santa is his name-o.

Red hat, white beard, twinkle in his eye.

Santa is his name-o.

*_*_*_-T-A

*_*_*_-T-A

*_*_*_-T-A

And Santa is his name-o.

Red hat, white beard, twinkle in his eye.

Santa is his name-o.

*_*_*_*_-A

*_*_*_*_-A

*_*_*_*_-A

And Santa is his name-o.

Red hat, white beard, twinkle in his eye.

Santa is his name-o.

*_*_*_*_*

*_*_*_*_*

*_*_*_*_*

And Santa is his name-o.

S-A-N-T-A

S-A-N-T-A

S-A-N-T-A

And Santa is his name-o.

5. Hello, reindeer. Hello, snowman.

<https://www.youtube.com/watch?v=qDL2HBPY9uQ>

Hello, reindeer. Hello, snowman.

Hello, Santa. Happy holidays.

1-2-3-4-5-6-7-8-9-10.

Merry Christmas, everyone.

Let's sing it once again.

Hello, reindeer. Hello, snowman.

Hello, Santa. Happy holidays.

We wish you a Merry Christmas.

We wish you a Merry Christmas.

We wish you a Merry Christmas.

And a Happy New Year.

Goodbye, reindeer. Goodbye, snowman.

Goodbye, Santa. Happy holidays. Happy holidays!

6. What Do You Want For Christmas?

<https://www.youtube.com/watch?v=YqFP0NjoGY4>

What do you want for Christmas? Christmas? Christmas?

What do you want for Christmas?

Santa's on his way.

I want a train.

I want a train.

I want a great big train.

A train?

A train!

What do you want for Christmas? Christmas? Christmas?

What do you want for Christmas?

Santa's on his way.

I want a rocket.

I want a rocket.

I want a great big rocket.

A rocket?

A rocket!

Prepare for lift-off...5, 4, 3, 2, 1, LIFT-OFF!

What do you want for Christmas? Christmas? Christmas?

What do you want for Christmas?

Santa's on his way.

I want a robot.

I want a robot.

I want a great big robot.

A robot?

A robot!

What do you want for Christmas? Christmas? Christmas?

What do you want for Christmas?

Santa's on his way.

I want a teddy bear.
I want a teddy bear.
I want a great big teddy bear.
A teddy bear?
A teddy bear!
Right leg. Left leg. Right arm. Left arm.
Oh no!

What do you want for Christmas? Christmas? Christmas?
What do you want for Christmas?
Santa's on his way.
Santa's on his way!

What do you want for Christmas? Christmas? Christmas?
What do you want for Christmas?
Santa's on his way.
I want a ball.
I want a ball.
I want a ball to bounce.
Bounce? Bounce!

What do you want for Christmas? Christmas? Christmas?
What do you want for Christmas? Santa's on his way.
I want a yo-yo.
I want a yo-yo.
I want a yo-yo to spin.
Spin? Spin!

What do you want for Christmas? Christmas? Christmas?
What do you want for Christmas? Santa's on his way.
I want a bike.
I want a bike.
I want a bike to ride.
Ride? Ride!

What do you want for Christmas? Christmas? Christmas?
What do you want for Christmas? Santa's on his way.
I want a jump rope.
I want a jump rope.
I want a jump rope to jump.
Jump? Jump!
Jump rope, jump rope, let's jump rope!
1-2-3-4-5-6-7-8-9-10

What do you want for Christmas? Christmas? Christmas?
What do you want for Christmas? Santa's on his way.
Santa's on his way!

V. Zabawy:

Zabawy przy piosence little snowflake. Dzieci podczas muzyki wirują po sali jak płatki śniegu. Na pauzę w muzyce kładą się na dywanie.

Zabawa „What’s missing?”

Pokazujemy dzieciom obrazki (do wydruku lub samodzielnego przerysowania na końcu) i nazywamy po angielsku. Następnie zakrywamy i zabieramy jedno. Następnie odkrywamy i pytamy „What’s missing?”, dziecko musi nazwać obrazek, którego brakuje. Możemy też użyć figurek (jeśli mamy takie w domu), wtedy przykrywamy materiałem i dokonujemy zmian.

Zabawa „Where is....?”

Pokazujemy dzieciom obrazki (do wydruku lub samodzielnego przerysowania na końcu) i nazywamy po angielsku. Następnie zakrywamy i zamieniamy miejscami. Następnie pytamy „Where is... (snowflake, Santa, snowman, reindeer, christmas tree) ?”, dziecko musi wskazać obrazek, o który pytamy. Możemy też użyć figurek (jeśli mamy takie w domu), wtedy przykrywamy materiałem i dokonujemy zmian.

Zabawa „Let’s count!” - układamy na dywanie płatki śniegu (mogą być narysowane na kartce) Następnie prosimy dziecko aby policzyło (po angielsku do 5) ile jest śnieżynek „How many snowflakes we have?”. Potem odejmujemy lub dodajemy śnieżynki i powtarzamy pytanie.

Zabawa „What do you want for Christmas? Dziecko odpowiada: I want...

Jeśli dziecko nie pamięta jak coś powiedzieć po angielsku niech powie po polsku, a my powtórzmy po angielsku, następnie dziecko po nas. Możemy się też posiłkować zabawkami z piosenki (obrazki z podpisami na końcu).



Snowman



present



Christmas tree



Santa



Snowflake




Reindeer



doll




Teddy bear



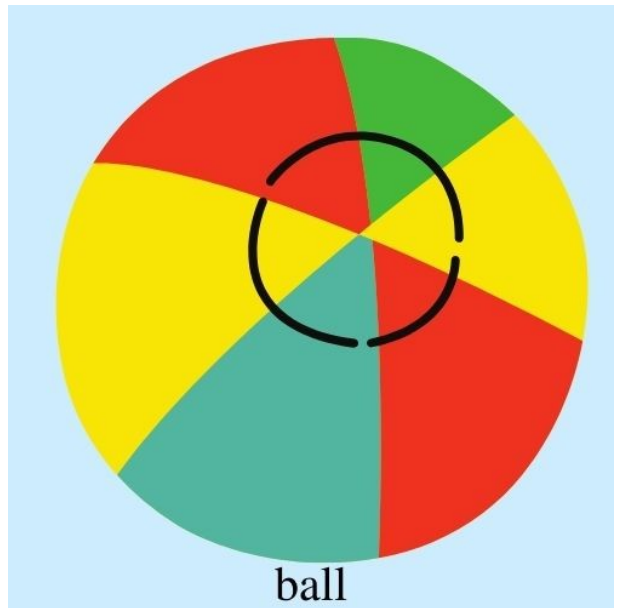
robot




train




jump rope




ball



rocket




yo - yo



bike

Narysuj bałwanowi oczy, nos, buzię, i guziki, szalik, czapkę, raczki z gałązek (możecie wykleić je plasteliną)





My name is: _____

Christmas

Lesson 1: Santa Claus is coming...

Color the Santa Claus



These are presents for children



doll



car



Teddy Bear



ball

przedszkolankowo.pl